

WOOD TOY WEEKLY

Monday March 2, 2020

Timeless Wood Toy Noah's Arks. Easy Builds and Master Levels.

Noah's Ark
by Forum
Member
maumam114



Featuring Noah's Arks by Toymaker Forum Members

WoodToyWeekly by toymakingplans.com March 2, 2020

Our thanks to these & other contributing Toymakers.



Page 2 Toymaker Forum Member **rdredge**: Mod Pog Little Noah's Ark.



Page 16 Toymaker Forum Member **Trav**: Animal Cracker Ark.



Page 4 Toymaker Forum Members **Bucko** and **Burkhardt** E-Zee Ark.



Page 18-19 Toymakers **Travis, Reynolds, Armando, Davis, Muras** Noah's Arks.



Page 8 Toymaker Forum Member **ctowne. johnkc**: Fun Time Mini Ark.



Page 20 Forum Members **johnkc & Grandpa Bear**: Custom Noah's Ark.



Page 9 Toymaker Forum Member **ddilucchio**: Fun Time Mini Ark.



Page 21 Toymaker Forum Member **wwalker47**: Playful Puzzle Ark.



Page 9 Forum Members **ddiluluccio, rdredge**: Fun Time Mini Ark.



Page 22 Toymaker Forum Member **meds853**: Friendly Animal Ark.



Page 12 Toymaker Forum Member **wwalker47**: Persian Zoo Ship.



Page 24 Toymaker Forum Member **ddilucchio**: Father and Son Ark.

The story of Noah and his Ark has been a popular theme in Art and Wood Toys for hundreds of years.



These two paintings have been the constant inspiration for toy designers for generations. The above painting was completed by artist

Simon De Myle in 1570. The painting below was painted by Cajetan Roos in 1690, and is remarkably similar to Simon's work.

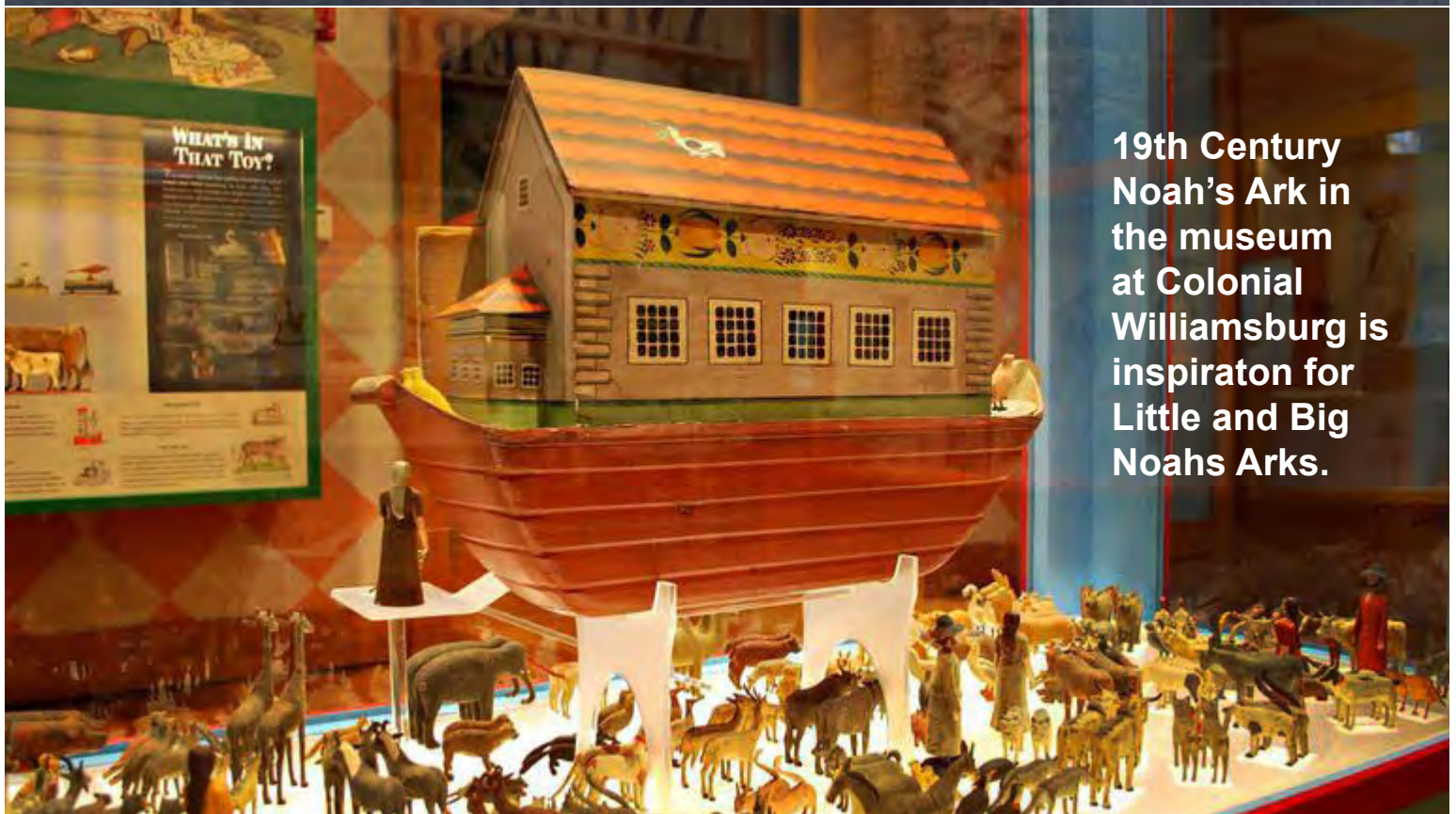


The concepts for My Big and Little Noah's Arks were inspired by the simplicity of design expressed in the design of the 19th Century Noah's Ark in Colonial Williamsburg.

This Little Noah's Ark was built by Forum Member **rdredge**.



Detailed art is glue-on printed graphics.



19th Century Noah's Ark in the museum at Colonial Williamsburg is inspiration for Little and Big Noahs Arks.



Ericson San Diego's version of the Big Noah's Ark.

The Big and Little Noah's Arks require no detailed painting. The graphics are printed on your home computer and glued onto the finished Noah's Ark.

The ancient Ark photos and many others were referenced as I designed the wood toy version of the Noah's Ark. My goal was to stay true to the original intent of the Arks while simplifying the design so most toymakers could enjoy crafting and sharing the toys with children.



Both the Big and Little Noah's Arks are easily and quickly constructed. And decorating the Arks and Animals are even more easily completed. Plus, the patterns for each animal and for Mr. and Mrs. Noah are simplified shapes that make it easy to cut out and glue into place each of the animals in the Ark Set. And kids love the animal shaped windows!



Ericson San Diego lives in the Phillipine Islands and finds much of his inspiration for color and design in observing island environments.

Suzan Burkhart created this beautiful Noah's E-Zee Ark for her Etsy Shop "Oohlookitsarabbit".



You must give Suzan Burkhart a lot of credit and admiration for this beautifully crafted version of the Noah's E-Zee Ark that she has offered on her Etsy website Oohlookitsarabbit. Suzan is a prolific creator and has over 800 of skillfully made toys, jewelry, necklaces and pendants offered on her website.




Suzan's work is impeccable and she uses only the finest materials and finishing methods for her creations. This pair of oxen are a prime example of her attention to detail and quality.

Kids love Forum Member **Bucko's** Noah's E-Zee Ark. His faithful creation of each of the animal pairs in the Plan Set makes it into an artistic presentation.



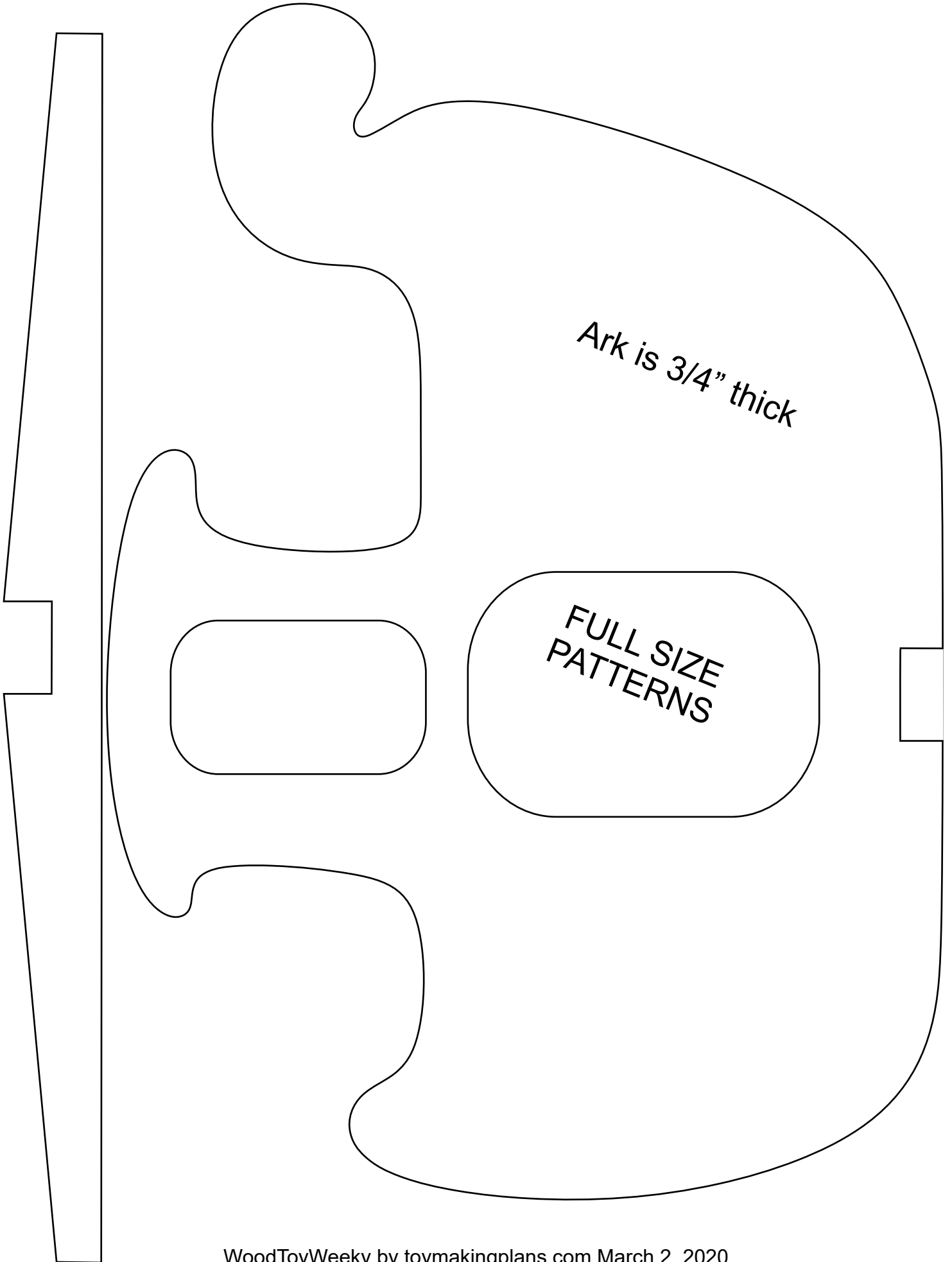
6 NOAH'S E-ZEE ARK AND ANIMALS



Animals are
1/2" thick

FULL SIZE
PATTERNS

NOAH'S E-ZEE ARK AND ANIMALS



Forum Member **ctowne** enjoys building wood toys for her friends & for her family members. This is how she spends a lot of her spare time when she's not working as a professional Engineer.



Forum Member **ctowne** works in natural wood to create her wonderful Fun-Time Mini Arks.



Fun-Time Mini Ark by Forum Member **johnkc**

The giraffes are feeling curious and are about to enter the Ark. Perhaps the others will soon have the courage to follow.

It looks as if Noah and his wife are at a standoff. He forgot to close the entry ramp before the animals showed up...and they are all hungry.

Above: Forum Member **johnkc** shows his superior toymaking & woodworking skills by making wood toys that are both practical & beautiful. His talent shows in this Fun-Time Mini Ark play set. Looking closely we can see that he has added a larger radius

than usual to the edges of all of the animals. This increased effort has given a realistic and softer look to each of the pieces. The materials for this set are a mixture of hard and soft woods. There appears to be white pine, walnut, maples & oak in the pieces.



Fun-Time Mini Ark by Forum Member [ddilucchio](#)

These fine examples of the toymaker's art show how perfect the Fun-Time Mini Ark is for both the first-time and advanced Toymaker. It can be developed to any level and still be a joy to see and to play with.



Fun-Time Mini Ark by Forum Member [rdedge](#)



Kids love color and the Fun Time Ark is exciting to see in a mix of bright shades.

Cynthia Lewman loves that the Fun Time Mini Ark is a quick & easy Plan Set to follow. This set was built with a scroll saw and drill.



The Fun Time Mini Ark has a removable cabin and the front swings open to make a ramp for the animals.

These detailed views are from the Full Size Plan Set patterns.

Simple shapes from common lumber make this an ideal Ark for the first-time builder.



The swing-down front ramp is a lot of fun for our animal friends.



By Forum Member [wwalker47](#)



Why did we design the Ancient Persia Zoo Ship? Because legend has it that Noah landed the Ark in ancient Persia which is today's Iran.

Researchers have found petrified wood fragments that they believe show that the Noah's Ark mentioned in Bible and Quran probably landed on the Takht-e Suleyman Mountain in northern Iran. Furthermore, they claim to have found microscopic sea life in a rock sample, which is normally found at the

bottom of the ocean. Skeptics admit that is an interesting twist on the Noah's Ark story.

We couldn't resist designing a Persian version of the Noah's Ark. Forum Member [wwalker47](#) has kindly created this beautiful version for us.

Forum Member **wwalker47** built this appealing version of the Ancient Persia Zoo Ship using Professional Grade Plywoods. A clear finish has been applied to preserve the natural beauty of the materials.






Forum Member [wwalker47](#) has provided us with these fine photographs of his Ancient Persian Zoo Ship. The photographs capture both his skill and his artistry.



The Ancient Persia Zoo Ship is easier to make than you would think. The parts are all easily crafted with a scroll saw.



These detailed views are from the Full Size Plan Set patterns.



A favorite feature of the Noah's Animal Cracker Ark is the removable Cabin Deck.

By Toymaker **Armando Rivera**



You will find this Noah's Ark a pleasure to make. The Noah's Animal Cracker Ark can be built with just a scroll saw, sandpaper and woodworker's glue. The wood materials are all standard thicknesses and include 1/4" and 3/4" thicknesses USA measurements.

By Forum Member **Trav**



The patterns are full size and print on any computer printer. Each is cut out and then glued to the wood for following with the scroll saw cuts. We like to cover the wood with clear packing or masking tape before applying the patterns with a spray adhesive.

By Toymaker **Jim Davis**



By Toymaker **Wayne Reynolds**



The Animal Cracker Ark is for Beginners & Advanced Toymakers. Every part of the Ark is designed to be constructed with common tools and materials.

These detailed views are from the Full Size Plan Set patterns.





Toymaker Forum Member **denis_muras** creates the ultimate Noah's Animal Cracker Arks.

Forum Member **Grandpa Bear** designed and built this beautifully crafted and painted Noah's Ark and Animals.



Grandpa Bear was inspired by the Noah's Animal Cracker Ark to design and build this exciting version of the Noah's Ark wood toy. Note the Lion and Giraffe's tails are made from Hemp Twine.

Forum Member **johnkc** has created a charming and artistic Noah's Ark original masterpiece. The multiple types of wood add natural charm.




**Forum Member
wwalker47's
collection of
Noah's Ark Builds
includes Noah's
Playful Puzzle Ark.**

You can build this Ark using common woodworking tools and with just a scroll saw and hand drill. It looks and works great using common white-wood or any available hardwoods. Sandpaper plus non-toxic stains or crafts paints are attractive finishes.



**Noah's Playful
Puzzle Ark
Exploded View**



These detailed views are from the Full Size Plan Set patterns.



by Forum
Member
[meds853](#)

Forum Member [meds853's](#) Friendly Animal Ark is popular with kids. The rolling wheels, sliding side door and animal ramp are especially admired.



by Forum
Member
[meds853](#)



Noah's Friendly Animal Ark is a reliable and fun toy for any child's playroom. And it is an exciting and loved Grandchild's Birthday gift.

These detailed views are from the Full Size Plan Set patterns.



As shown in the above exploded view from the Plan Set, the construction creates an unusually light-weight toy considering it's large size.

Overlays like those for the sea-water detail make painting the Ark a pleasure.



by Forum
Member
ddilucchio

Master Toymaker and Forum Member ddilucchio incorporates a variety of woods and techniques to create his masterpieces.



ddilucchio's toymaking projects include Arks & vehicles like the Car Carrier in this photo.

Toy Designer Nemanja Stojanovic created the Magnificent Father Son Ark. Goran, his Father and master craftsman, built it.



Goran and Nemanja designed and built the Magnificent Father-Son Noah's Ark in their workshop in Vratarnica, Serbia.



My Big & My Little Noah's Arks



No Painting Required!

<https://toymakingplans.com/my-big-my-little-noahs-arks/>

Click on any Ad Image or copy and paste the URL into your Browser to Purchase and Download the Full Size Plans to your Computer.

Noah's Fun-Time Mini Ark

Fun, easy and quick to make!




Ark 5-1/2" W x
10-1/8" L x
7-1/4" T

full-size scroll saw plan set

<https://toymakingplans.com/noahs-fun-time-mini-ark/>

Noah's Animal Cracker Ark

Ark is a fun take-a-part puzzle or playful glued assembly. Store animals safely inside. Build with simple scroll saw cuts. Play set sells like hotcakes at fairs!



Noah's Animal Cracker Ark
By Toymaker Wayne Reynolds



<https://toymakingplans.com/noahs-animal-cracker-ark/>

Noah's EZ Ark

Full size Patterns.

Super fun for Scroll Saws.



<https://toymakingplans.com/noahs-e-zee-animal-ark/>

Click on any Ad Image or copy and paste the URL into your Browser to Purchase and Download the Full Size Plans to your Computer.

Ancient Persia Zoo Galley Ship

Ship is 9-1/8" H x 10-1/8" W x 18-7/8" L



<https://toymakingplans.com/ancient-persia-zoo-galley-ship/>

Click on any Ad Image or copy and paste the URL into your Browser to Purchase and Download the Full Size Plans to your Computer.

NOAH'S MAGNIFICENT FATHER SON ARK

All animals fit inside the Ark.



Ark is 23-3/8" L x 10-1/8" W x 11-1/4" T

<https://toymakingplans.com/noahs-magnificent-father-son-ark/>

Noah's Friendly Animal Ark



Full-Size Scroll Saw Plan Set

<https://toymakingplans.com/noahs-friendly-animal-ark/>

Noah's Playful Puzzle Ark



Toy Design by Ericson San Diego

<https://toymakingplans.com/noahs-playful-puzzle-ark/>

Click on any Ad Image or copy and paste the URL into your Browser to Purchase and Download the Full Size Plans to your Computer.